

CITATION MANAGEMENT TOOLS

Erin Looney

HPEB MPH Student



What is a citation management tool (CMT)?

2



- Create bibliographies quickly and automatically format in-text citations with word processing software (Word, Google Docs, Open Office).
- Collect citations as you research, and save them in a personal account.
- Add citations automatically to certain sources without having to cut and paste or retype the information.
- Annotate citations and link them to full-text documents.
- Organize citations into folders.

Why CMT?



Get your paper done faster!

Make group projects a little easier.

Grow your own research database.



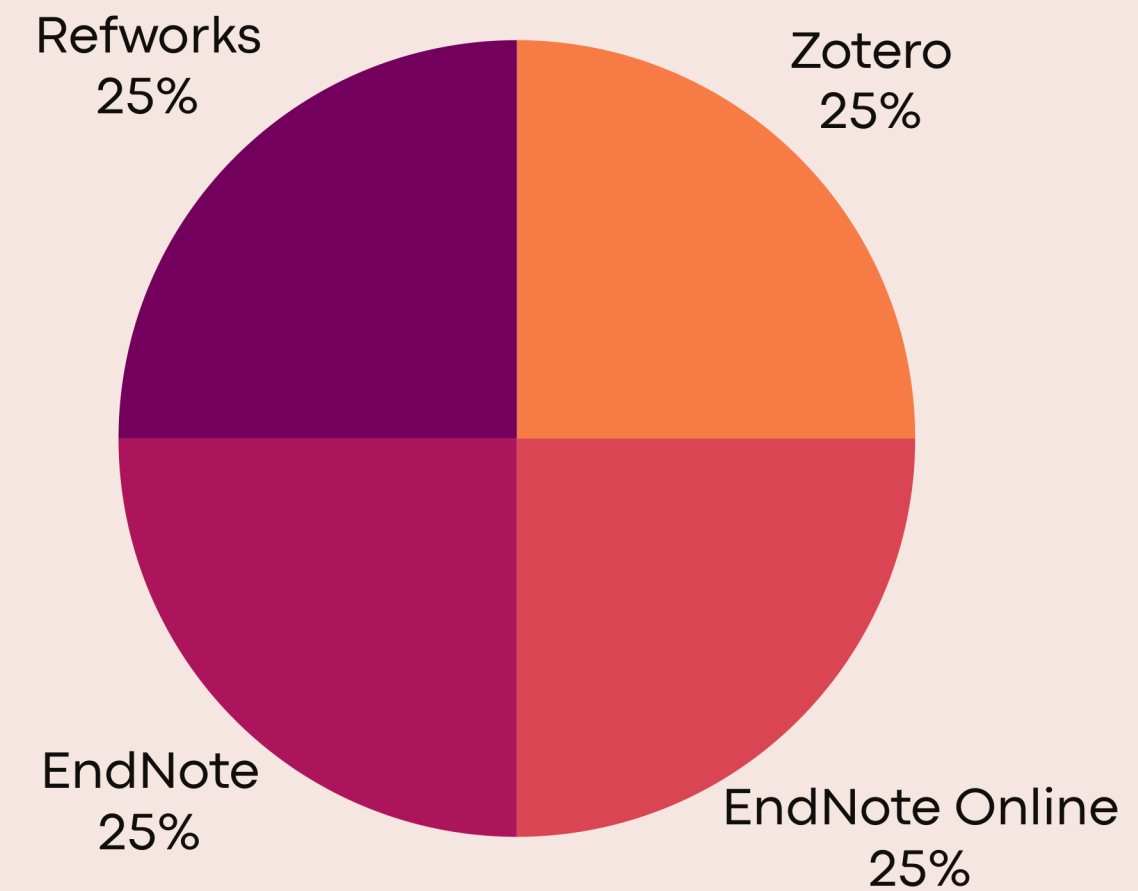
POP QUIZ



<https://forms.office.com/r/hK4DPCg7UF>

Which tool is best for you?

RESULTS



The Reference Manager

Zotero

- 300 MB Free with additional storage for purchase (Unlimited \$120/year)
- Compatible with *almost* all browsers
- Gathers citation records for non-PDF and PDF content
- Retrieve metadata from a PDF
- Open source
- Unlimited collaborators


The Database Builder

Endnote

- \$115.95 for Students
- EndNote vs EndNote Online
- Compatible with Chrome, Edge, and Firefox
- In-app literature search
- Custom PDF file-naming, PDF organization features
- Focus is to bypass logins and redirects from journals to obtain full-text PDFs

How to use Zotero:

<https://www.zotero.org/download/>




Zotero Guide



How to use EndNote or EndNote Online:

Ask if your research lab will pay for an EndNote license for you! ;)



EndNote Guide



The iCloud of Citation Managers

RefWorks

- Free trial, subscription on individual level vs. organization level
- Owned by Ex Libris, a ProQuest Company
- Cloud-based software (easy to access from any computer)
- Unlimited storage
- Very limited offline access
- Synchronize with Dropbox

The Book Club Member

Mendeley

- 2 GB for free, with additional storage for purchase (\$165/year for 100 GB)
- Owned by Elsevier
- Integrated PDF viewer
- Built-in capability to annotate PDF
- Edit with another Mendeley user simultaneously
- Discover new research based on what you're reading

How to use RefWorks:

<https://refworks.proquest.com/researcher/>



RefWorks Guide

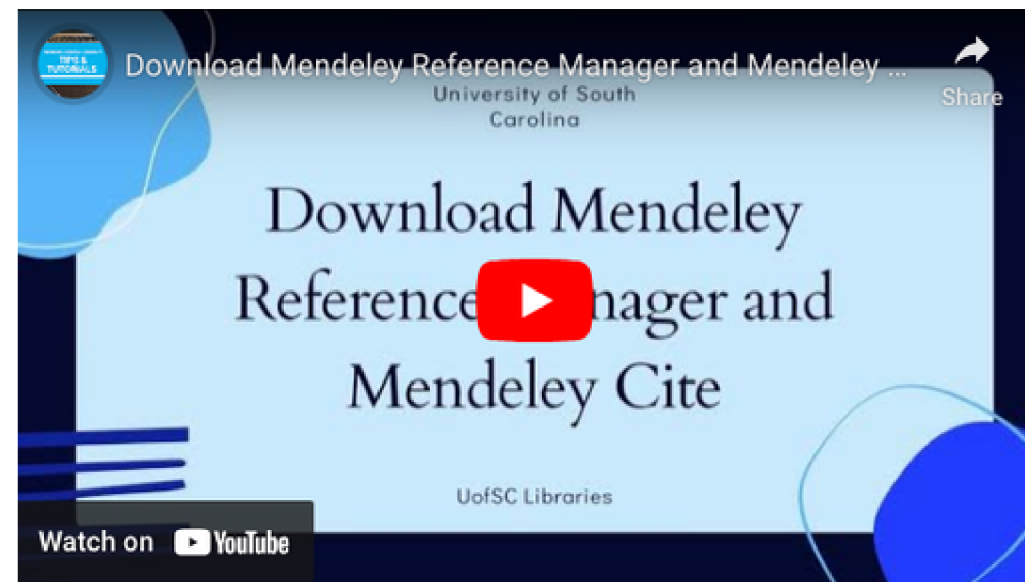


How to use Mendeley:

<https://www.mendeley.com/download>



Mendeley Guide



Learn more:

USC Library



Zotero



EndNote



Contact a Librarian!






ACTIVITY

For this activity, we are going to use Zotero.

Steps:

Downloading Zotero

1. Download Zotero. [Zotero | Downloads](#)
 - a. [Installation \[Zotero Documentation\]](#) - In case you have a Mac or need additional instructions!
2. Create your Zotero account (Includes verification of email).
3. Download the Zotero Connector to your preferred browser. [Zotero | Downloads](#)
4. Open Zotero. Make sure you are logged into your Zotero account.
5. Open up your preferred browser, and check that the Zotero connector is installed.


Joining a Zotero Group (OPTIONAL)

6. There are a few ways to do this. Here's a quick search tool: [Zotero | Your research assistant](#)
7. Search for "USC MPH PLPD."
8. Click on the title of the first search result.
9. Click "Join Group" to join the USC MPH PLPD group.
10. Click on Group Library

AS SEEN ON
Mtv
CRIBS

QUESTIONS?

THANK YOU

Erin Looney

looneye@email.sc.edu



My Website :)